

Preliminary



ICS-G24044X-24PH

24x 10/100/1000Base-T(X) + 4x 100/1000Base-X SFP
+ 4x 1G/2.5G/10G SFP+ with 24x PoE+ Core Switch



CTC Industrial Rackmount Ethernet Core Switch ICS-G24044X-24PH is a hardened design Layer 2 managed core switch with PoE+/PSE for rigorous demands of centralize and critical applications. The rackmount Ethernet core switch ICS-G24044X-24PH supports 4-port 10Gbps SFP+ and 24 Gigabit Ethernet (10/100/1000BaseTX) with 24 PoE+ RJ-45 port plus 4 dual speed (100/1000Base-X) SFP fiber optical slots, thus providing 32 ports total for Ethernet connectivity. ICS-G24044X-24PH is an ideal solution for Smart City, surveillance, Intelligent traffic control systems and production automation applications. ICS-G24044X-24PH supports up to 24 PoE/PoE+ (IEEE 802.3af/IEEE 802.3at) ports which provide 15.4/30watts power output per port for connecting with heavy-duty industrial PoE devices, such as PTZ IP surveillance cameras, high-performance wireless access points, digital signage and IP phones. The ICS-G24044X-24PH is designed especially for harsh outdoor cabinet applications with 4kV surge protection to ensure the uninterrupted reliability of PoE systems.

ICS-G24044X-24PH provides up to 10KB jumbo frame support, a 32K MAC address table and 4MB packet memory buffer. Moreover, the full Gigabit capability supports Link Aggregation (Dynamic IEEE 802.3ad LACP) with up to 14 trunk group (maximum 8 ports per group) to increase bandwidth for providing high performance quick transfer of large amounts of video, voice and data across a network.

ICS-G24044X-24PH supports a variety of Ethernet ring redundancy functions, including STP/RSTP/MSTP/ERPS and enhanced μ-Ring/μ-Chain/ Sub-Ring that provide less than 50ms recovery time with up to 250 nodes in a ring. Redundant power input increase system reliability and the availability of your network backbone.

Features

- 24x10/100/1000Base-T RJ-45 + 4x100/1000Base-X SFP + 4x 1G/2.5G/10GBase-X SFP+ with 24x PoE+
- Maximum up to 24x IEEE802.3af / 802.3at PoE+ output, 30W per port, 400W PoE power budget in total
- Redundant dual input power 48VDC (44~57VDC)
- **Supports negative voltage power input**
- Rugged metal, IP30 protection & Fanless design
- UL60950-1, EN60950-1, CE, FCC, Rail Traffic EN50121-4 certified
- Heavy industrial grade EMS, EMI, EN61000-6-2, EN61000-6-4 certified
- **4KV surge protection for RJ45 and SFP ports**
- **2.25K VDC Hi-pot isolation protection for Ethernet ports and power**
- STP, RSTP, MSTP, ITU-T G.8032 Ethernet Ring Protection Switching (ERPS) for network redundancy
- Provides 14 instances each can support μ-Ring, μ-Chain or Sub-Ring for flexible networking applications
- μ-Ring redundancy, recovery time <50ms in 250 devices
- DHCP Server/Client/Relay/Snooping/Relay option 82
- QoS, Traffic classification QoS, CoS, bandwidth control for Ingress and Egress, Storm Control, DiffServ
- IEEE802.1q VLAN, MAC based VLAN, IP subnet based VLAN, Protocol based VLAN, VLAN translation, GVRP, MVR
- Dynamic IEEE 802.3ad LACP Link Aggregation, Static Link Aggregation
- IGMP snooping V1/V2/V3, IGMP Filtering/ Throttling, IGMP query, IGMP proxy reporting, MLD snooping V1/V2
- Flexibility security: Port based and MAC based IEEE802.1X, RADIUS, ACL, TACACS+, HTTP/HTTPS, SSL/SSH v2
- Software upgrade via TFTP and HTTP, redundant firmware to avoid in case of upgrade failure
- Supports IEEE1588 PTP V2 for precise time synchronization to operate in Ordinary-Boundary, Peer to Peer Transparent Clock, End to End Transparent Clock, Master, Slave mode by each port
- RMON, MIB II, Port mirroring, Event syslog, DNS, NTP 4.0, SNTP, IEEE802.1ab LLDP
- CLI, Web based management, SNMP v1/v2c/v3, Telnet server for management
- Supports Modbus/TCP protocols for management
- Provides SmartConfig for quick and easy mass Configuration*
- Supports SmartView for Centralized Management*
- Supporting Central EMS for management of up to 50 SmartView Server, and maximum up to 25,000 device*

Specifications

Standard	IEEE 802.3	10Base-T 10Mbit/s Ethernet
	IEEE 802.3u	100Base-TX, 100Base-FX, Fast Ethernet
	IEEE 802.3ab	1000Base-T Gbit/s Ethernet over twisted pair
	IEEE 802.3z	1000Base-X Gbit/s Ethernet over Fiber-Optic
	IEEE802.3ae	10 Gbit/s Ethernet over fiber
	IEEE 802.1d	STP (Spanning Tree Protocol)

Standard	IEEE 802.1w	RSTP (Rapid Spanning Tree Protocol)
	IEEE 802.1s	MSTP (Multiple Spanning Tree Protocol)
	ITU-T G.8032 / Y.1344	ERPS (Ethernet Ring Protection Switching)
	IEEE 802.1Q	Virtual LANs (VLAN)
	IEEE 802.1X	Port based and MAC based Network Access Control, Authentication

Standard	IEEE802.3ac	Max frame size extended to 1522Bytes
	IEEE 802.3ad	Link aggregation for parallel links with LACP(Link Aggregation Control Protocol)
	IEEE802.3af	PoE (Power over Ethernet)
	IEEE802.3at	PoE+ (Power over Ethernet enhancement)
	IEEE802.3X	Flow control for full duplex
	IEEE 802.1ad	Stacked VLANs, Q-in-Q
	IEEE 802.1p	LAN Layer 2 QoS/CoS Protocol for Traffic Prioritization
	IEEE 802.1ab	Link Layer Discovery Protocol (LLDP)
	IEEE 802.3az	EEE (Energy Efficient Ethernet)
	VLAN ID	4094
Switch Architecture	Back-plane (Switching Fabric): 136Gbps (Full wire-speed)	
Data Processing	Store and Forward	
Network Connector	10GbE SFP+: 4x 1G/2.5G/10G SFP socket Supports DDMI SFP: 4x 100/1000Base-X SFP socket Support DDMI RJ45: 24x 10/100/1000Base-T RJ-45 Support Auto negotiation speed, Auto MDI/MDI-X function PoE: 24x IEEE 802.3at /IEEE 802.3af PoE+ End-Span, Alternative A mode. Maximum 30W per port, 400W PoE power budget in total RJ45 Pin Assignment: PoE Positive (V+): RJ-45 pin 1, 2. PoE Negative (V-): RJ-45 pin 3, 6. Data (1,2,3,6,4,5,7,8)	
Console	RS-232 (RJ-45)	
Network Cable	UTP/STP Cat.5e cable or above EIA/TIA-568 100-ohm (100m)	
Protocols	CSMA/CD	
Reverse Polarity Protection	For input power	
Overload Current Protection	Supported	
CPU Watch Dog	Supported	
Power Supply	Redundant dual input power 48VDC (44~57VDC) (Removable terminal block) (50~57VDC input is recommended for IEEE802.3at PoE+ in 30W applications) Supports negative voltage power input (for example application in telecom system)	
Power Consumption	TBD	

LED	Per unit: Power 1 (Green), Power 2 (Green), Act /Alarm (Green/Red), Ring Master (Green) P1~P24 Per RJ-45 port: 10/100 Link/Active (Green) 1000 Link/Active (Amber) P25~P28 Per SFP Fiber port: 100Base-X Link/Active (Green) 1000Base-X Link/Active (Amber) P29~P32 Per SFP+ Fiber port: 1000Base-X Link/Active (Amber) 10GBase-X Link/Active (Blue) PoE port (P1~P24): PoE ON (Green)
Jumbo Frame	10K Byte
MAC Address Table	32K
Memory Buffer	4M Bytes for packet buffer
Warning Message	System Syslog, SMTP/ e-mail event message, alarm relay
Alarm Relay Contact	Relay outputs with current carrying capacity of 1A @24VDC, 2-Pin removable terminal block
Operating Temperature	-40 ~ 60°C
Operating Humidity	5% to 95% (Non-condensing)
Storage Temperature	-40 ~ 85°C
Housing	Rugged Metal, IP30 Protection, Fanless
Dimensions	TBD
Weight	TBD
Installation Mounting	19" rack mount
MTBF	TBD
Warranty	5 years
Certification	
EMC	CE (EN55024, EN55032)
EMI (Electromagnetic Interference)	FCC Part 15 Subpart B Class A, CE
Railway Traffic	EN50121-4
Immunity for Heavy Industrial Environment	EN61000-6-2
Emission for Heavy Industrial Environment	EN61000-6-4
EMS (Electromagnetic Susceptibility) Protection Level	EN61000-4-2 (ESD) Level 3, Criteria B EN61000-4-3 (RS) Level 3, Criteria A EN61000-4-4 (Burst) Level 3, Criteria A EN61000-4-5 (Surge) Level 3, Criteria B EN61000-4-6 (CS) Level 3, Criteria A EN61000-4-8 (PFMF, Magnetic Field) Field Strength: 300A/m, Criteria A
Safety	UL60950-1, EN60950-1
Hi pot protection	DC 2.25KV for power to chassis ground, Ethernet port to chassis ground
4KV surge protection	Supported for PoE, RJ45 and SFP
Shock	IEC 60068-2-27
Freelfall	IEC 60068-2-32
Vibration	IEC 60068-2-6

Software Specifications

Topology	
VLAN	IEEE 802.1q VLAN, up to 4094 IEEE 802.1Q VLAN VID IEEE 802.1q VLAN, up to 4094 Groups IEEE 802.1ad Q-in-Q MAC-based VLAN, up to 256 entries IP Subnet-based VLAN, up to 128 entries Protocol-based VLAN(Ethernet, SNAP, LLC), up to 128 entries VLAN Translation, up to 256 entries GVRP (GARP VLAN Registration Protocol) MVR (Multicast VLAN Registration)
Link Aggregation (Port Trunk)	Static (Hash with SA, DA, IP, TCP/UDP port), up to 14 trunk group Dynamic (IEEE 802.3ad LACP), up to 14 trunk group Per group up to 8 port

Spanning Tree	IEEE802.1d STP, IEEE802.1w RSTP, IEEE802.1s MSTP
Multiple μ-Ring	Up to 14 instances each support μ-Ring, μ-Chain or Sub-Ring for flexible networking applications. Recovery time <50ms The maximum number of device is allowed 250 in a Ring.
Loop Protection	Supported
ITU-T G.8032 / Y.1344 ERPS (Ethernet Ring Protection)	Recovery time <50ms Single Ring, Sub-Ring, Multiple ring topology
QoS Features	
Class of Service	IEEE802.1p 8 active priorities queues for per port
Traffic Classification QoS	IEEE802.1p based CoS IP Precedence based CoS IP DSCP based CoS

Traffic Classification QoS	QCL(QoS Control List): Frame Type, Source/Destination MAC, VLAN ID, PCP, DEI Protocol, Source IP, IP Fragment, DSCP, TCP/UDP port number
Bandwidth Control for Ingress	Per port based
Bandwidth Control for Egress	Per port based Per queue / Per port shaper
DiffServ (RF 2474) Remarking	
Storm Control	for Unicast, Broadcast, Multicast
IP Multicasting Features	
IGMP / MLD Snooping	IGMP Snooping v1, v2, v3 / MLD Snooping v1, v2 Port Filtering Profile Throttling, Fast Leave Maximum Multicast Group : up to 1022 entries Query / Static Router Port
Security Features	
IEEE 802.1X	Port-Based MAC-Based
ACL	Number of rules : up to 256 entries for L2 / L3 / L4 L2 : Mac address SA/DA/VLAN L3 : IP address SA/DA, Subnet L4 : TCP/UDP
RADIUS authentication & accounting	
TACACS+ authentication & accounting, TACACS+ 3.0	
HTTPS, HTTP	Supported
SSL / SSH v2	Supported
User Name Password Authentication	Local Authentication Remote Authentication (via RADIUS / TACACS+)
Management Interface Access Filtering	Web, Telnet / SSH , CLI RS-232 console
Management Features	
CLI	Cisco® like CLI
Web Based Management	
Telnet	Server
SNMP	V1, V2c, V3
Modbus/TCP	Support for management and monitoring

SW & Configuration Upgrade	TFTP, HTTP Redundant firmware in case of upgrade failure
RMON	RMON I (1, 2, 3, 9 group), RMON II
MIB	RFC1213 MIB II, Private MIB
UPnP	Supported
DHCP	Server/Client/Relay/Relay option 82/Snooping
IP Source Guard	Supported
Mirroring	Local and Remote
Event Syslog	Syslog server (RFC3164) (Support 1 server)
Warning Message	System syslog, e-mail, alarm relay
DNS	Client, Proxy
IEEE1588 PTP V2	Supports 5 operating mode in each port : Ordinary-Boundary, Peer to Peer Transparent Clock, End to End Transparent Clock, Master, Slave
NTP V4.0, SNTP	Client
LLDP (IEEE 802.1ab)	Link Layer Discovery Protocol LLDP-MED
IPv6 Features	
IPv6 Management	Telnet Server/ICMP v6
SNMP over IPv6	Supported
HTTP over IPv6	Supported
SSH over IPv6	Supported
IPv6 Telnet	Supported
IPv6 NTP, SNTP	Client
IPv6 TFTP	Supported
IPv6 QoS	Supported
IPv6 ACL	Number of rules: up to 256 entries for L2 / L3 / L4 L2 : Mac address SA/DA/VLAN L3 : IP address SA/DA, Subnet L4 : TCP/UDP
Advanced PoE Management	PoE PD failure auto checking, and auto reset when PD fail PoE port on/off weekly scheduling PoE Configuration PoE Enable/Disable Power limit by classification Power limit by management Total PoE Power budget limitation management: Maximum 400W power budget Power feeding priority

Application

Figure 1 : 10G Backbone application

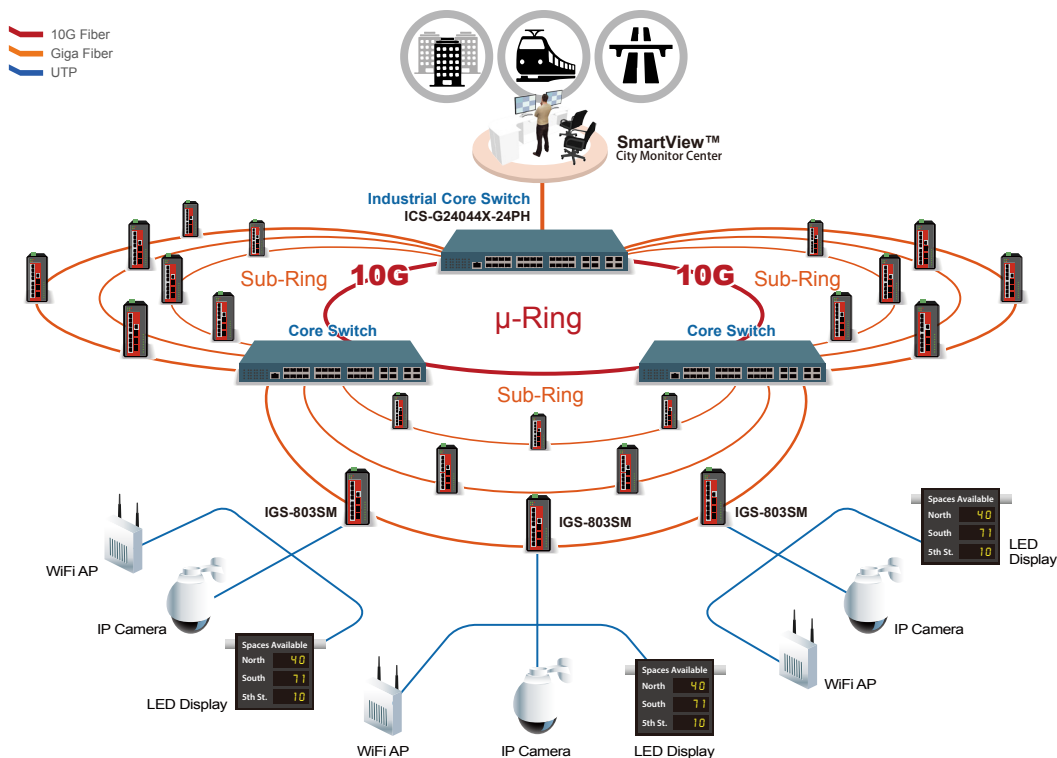
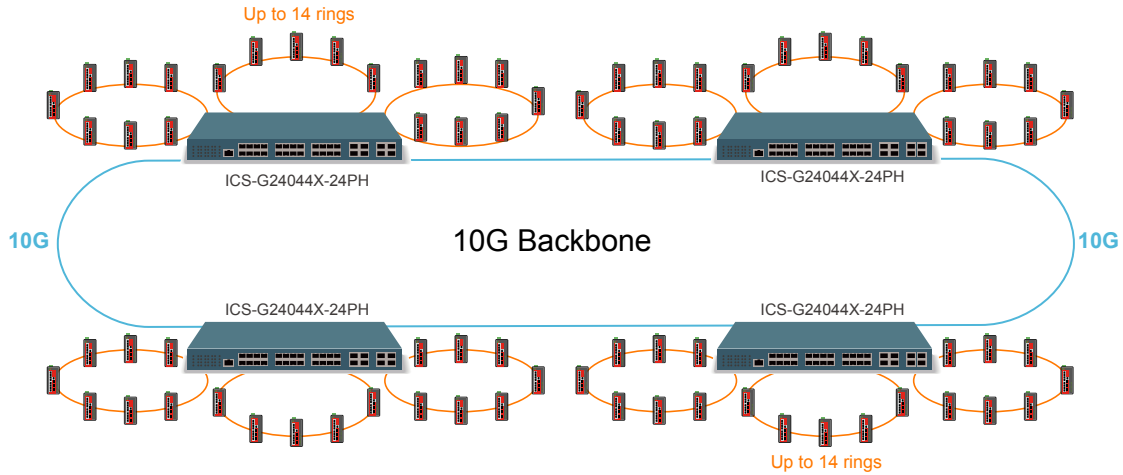


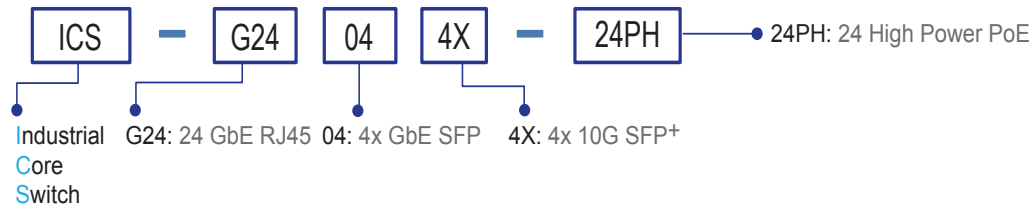
Figure 2 : 10G Backbone with μ -Ring topology



Ordering Information

Model Name	Total Port	GbE Port		10GbE	PoE port		Input power	Certification				Operating Temperature
		10/100/1000 Base-T(X) RJ45	100/1000 Base-X SFP	G/2.5G/10GBase-X SFP+	IEEE 802.3at/af	Power Budget		Safety UL60950-1 EN60950-1	EN50121-4	EN61000-6-2 EN61000-6-4	CE, FCC	
ICS-G24044X-24PH	32	24	4	4	24	400W	2	V	V	V	V	-40~60°C

Model Naming Rule



Optional Accessories

Industrial SFP Transceiver

The ISFP series of industrial grade SFP modules have been fully tested with the series product for guaranteed compatibility and performance. The best performance can be guaranteed even in mission-critical applications.

ISFP-M9000-85-D(E)	Industrial SFP 10GbE 10GBase-SR, M/M, 300 meter (OM3 fiber), wave length 850nm, DDMI, -10~70°C (-40~85°C)
ISFP-S9010-31-D(E)	Industrial SFP 10GbE 10GBase-LR, S/M, 10km, wave length 1310nm, DDMI, -10~70°C (-40~85°C)
ISFP-M7000-85-D(E)	Industrial SFP GbE 1000Base-SX, M/M, 500 meter, wave length 850nm, 7.5dB, LC, DDMI, -10~70°C (-40~85°C)
ISFP-S7020-31-D(E)	Industrial SFP 1000Base-LX, S/M, 20km, wave length 1310nm, 15dB, LC, DDMI, -10~70°C (-40~85°C)
ISFP-T7T00-00-(E)	Industrial SFP 1000Base-T UTP 100meter, -10~70°C (-40~85°C)
ISFP-M5002-31-D(E)	Industrial SFP 155M 100Base-FX, MM, 2km, wave length 1310nm, 12dB, LC, DDMI, -10~70°C (-40~85°C)
ISFP-S5030-31-D(E)	Industrial SFP 155M 100Base-FX, SM, 30km, 1310nm, 19dB, LC, DDMI, -10~70°C (-40~85°C)

SFP Naming Rule

